

2017 ALL JAPAN EV-GP SERIES Rd.3

2017 / 6 / 25 :




### 個別ラップ表

Fuji Speedway(4,563m)

|      |                   |                  |                  |                     |
|------|-------------------|------------------|------------------|---------------------|
| No   | <b>3</b>          | Best Time        | <b>2'30.414</b>  | <b>109.211</b> km/h |
| Name | <b>廣瀬 浩明</b>      | Total Time       | <b>27'06.780</b> | <b>10</b> Laps      |
| Team | <b>BLACK LEAF</b> | Average Lap Time | <b>2'42.679</b>  |                     |
| Type |                   | Today's Rank     | <b>2 / 3</b>     |                     |
|      |                   | Today's Top Time | <b>2'27.736</b>  | <b>111.190</b> km/h |

| Lap | Passing Time | Lap Time          | Sec1   | Sec2   | Sec3     | km/h    |
|-----|--------------|-------------------|--------|--------|----------|---------|
|     |              |                   | 40.684 | 50.283 | 1'11.702 | 105.562 |
| 1.  | 2'42.669     |                   |        |        |          |         |
|     |              | 2'37.206          | 35.640 | 49.887 | 1'11.679 | 133.038 |
| 2.  | 5'19.875     |                   |        |        |          |         |
|     |              | 2'30.654          | 33.921 | 48.324 | 1'08.409 | 144.811 |
| 3.  | 7'50.529     |                   |        |        |          |         |
|     |              | <b>B 2'30.414</b> | 34.132 | 47.790 | 1'08.492 | 139.987 |
| 4.  | 10'20.943    |                   |        |        |          |         |
|     |              | 2'40.569          | 37.260 | 50.036 | 1'13.273 | 133.498 |
| 5.  | 13'01.512    |                   |        |        |          |         |
|     |              | 2'38.496          | 36.032 | 48.425 | 1'14.039 | 134.161 |
| 6.  | 15'40.008    |                   |        |        |          |         |
|     |              | 2'50.560          | 37.129 | 53.851 | 1'19.580 | 126.865 |
| 7.  | 18'30.568    |                   |        |        |          |         |
|     |              | 3'02.488          | 42.474 | 57.057 | 1'22.957 | 109.991 |
| 8.  | 21'33.056    |                   |        |        |          |         |
|     |              | 3'00.165          | 44.026 | 55.680 | 1'20.459 | 104.895 |
| 9.  | 24'33.221    |                   |        |        |          |         |
|     |              | 2'33.559          | 35.242 | 47.633 | 1'10.684 | 145.513 |
| 10. | 27'06.780    |                   |        |        |          |         |



2017 ALL JAPAN EV-GP SERIES Rd.3

2017 / 6 / 25 :




### 個別ラップ表

Fuji Speedway(4,563m)

|      |                 |                  |                  |                     |
|------|-----------------|------------------|------------------|---------------------|
| No   | 12              | Best Time        | <b>2'30.494</b>  | <b>109.153</b> km/h |
| Name | 高橋 勝之           | Total Time       | <b>28'56.679</b> | 11 Laps             |
| Team | NERC 新車 LEAF ホイ | Average Lap Time | <b>2'37.814</b>  |                     |
| Type |                 | Today's Rank     | <b>3 / 3</b>     |                     |
|      |                 | Today's Top Time | <b>2'27.736</b>  | <b>111.190</b> km/h |

| Lap | Passing Time | Lap Time | Sec1              | Sec2   | Sec3     | km/h    |
|-----|--------------|----------|-------------------|--------|----------|---------|
|     |              |          | 38.094            | 49.124 | 1'11.313 | 108.761 |
| 1.  | 2'38.531     |          | 35.533            | 48.033 | 1'11.062 | 139.914 |
| 2.  | 5'13.159     | 2'34.628 | 34.706            | 48.168 | 1'09.195 | 142.687 |
| 3.  | 7'45.228     | 2'32.069 | 35.329            | 47.810 | 1'11.846 | 139.752 |
| 4.  | 10'20.213    | 2'34.985 | <b>B 2'30.494</b> | 47.697 | 1'07.792 | 143.636 |
| 5.  | 12'50.707    | 2'31.626 | 33.868            | 46.960 | 1'10.798 | 146.242 |
| 6.  | 15'22.333    | 2'34.348 | 34.452            | 48.190 | 1'11.706 | 146.242 |
| 7.  | 17'56.681    | 2'38.444 | 35.440            | 49.713 | 1'13.291 | 139.770 |
| 8.  | 20'35.125    | 2'43.488 | 35.731            | 50.947 | 1'16.810 | 139.427 |
| 9.  | 23'18.613    | 2'47.569 | 36.991            | 52.039 | 1'18.539 | 136.952 |
| 10. | 26'06.182    | 2'50.497 | 37.756            | 53.511 | 1'19.230 | 133.862 |
| 11. | 28'56.679    |          |                   |        |          |         |



2017 ALL JAPAN EV-GP SERIES Rd.3

2017 / 6 / 25 :




### 個別ラップ表

Fuji Speedway(4,563m)

|      |           |                  |                  |                     |
|------|-----------|------------------|------------------|---------------------|
| No   | <b>88</b> | Best Time        | <b>2'27.736</b>  | <b>111.190</b> km/h |
| Name | レーサー鹿島    | Total Time       | <b>27'44.453</b> | 11 Laps             |
| Team | 東洋電産 LEAF | Average Lap Time | <b>2'31.316</b>  |                     |
| Type |           | Today's Rank     | <b>1 / 3</b>     |                     |
|      |           | Today's Top Time | <b>2'27.736</b>  | <b>111.190</b> km/h |

| Lap | Passing Time | Lap Time          | Sec1   | Sec2   | Sec3     | km/h    |
|-----|--------------|-------------------|--------|--------|----------|---------|
|     |              |                   | 35.206 | 46.235 | 1'09.843 | 112.208 |
| 1.  | 2'31.284     |                   |        |        |          |         |
|     |              | 2'33.541          | 34.527 | 49.201 | 1'09.813 | 135.525 |
| 2.  | 5'04.825     |                   |        |        |          |         |
|     |              | 2'30.307          | 34.604 | 46.527 | 1'09.176 | 133.169 |
| 3.  | 7'35.132     |                   |        |        |          |         |
|     |              | 2'28.697          | 34.109 | 45.829 | 1'08.759 | 132.694 |
| 4.  | 10'03.829    |                   |        |        |          |         |
|     |              | <b>B 2'27.736</b> | 34.439 | 45.212 | 1'08.085 | 130.925 |
| 5.  | 12'31.565    |                   |        |        |          |         |
|     |              | 2'28.167          | 34.455 | 44.987 | 1'08.725 | 130.593 |
| 6.  | 14'59.732    |                   |        |        |          |         |
|     |              | 2'29.074          | 34.609 | 45.958 | 1'08.507 | 130.073 |
| 7.  | 17'28.806    |                   |        |        |          |         |
|     |              | 2'30.948          | 34.080 | 47.803 | 1'09.065 | 134.983 |
| 8.  | 19'59.754    |                   |        |        |          |         |
|     |              | 2'30.805          | 35.158 | 47.203 | 1'08.444 | 125.406 |
| 9.  | 22'30.559    |                   |        |        |          |         |
|     |              | 2'34.748          | 34.653 | 47.799 | 1'12.296 | 135.254 |
| 10. | 25'05.307    |                   |        |        |          |         |
|     |              | 2'39.146          | 35.342 | 48.637 | 1'15.167 | 143.541 |
| 11. | 27'44.453    |                   |        |        |          |         |



2017 ALL JAPAN EV-GP SERIES Rd.3

2017 / 6 / 25 :




### 個別ラップ表

Fuji Speedway(4,563m)

|      |                   |                  |                  |                     |
|------|-------------------|------------------|------------------|---------------------|
| No   | 4                 | Best Time        | <b>2'32.446</b>  | <b>107.755</b> km/h |
| Name | 猪爪 杏奈             | Total Time       | <b>28'57.339</b> | 11 Laps             |
| Team | LOVE drive BMW i3 | Average Lap Time | <b>2'37.941</b>  |                     |
| Type |                   | Today's Rank     | <b>1 / 1</b>     |                     |
|      |                   | Today's Top Time | <b>2'32.446</b>  | <b>107.755</b> km/h |

| Lap | Passing Time | Lap Time          | Sec1   | Sec2   | Sec3     | km/h    |
|-----|--------------|-------------------|--------|--------|----------|---------|
|     |              |                   | 37.371 | 48.722 | 1'11.830 | 113.996 |
| 1.  | 2'37.923     |                   |        |        |          |         |
|     |              | 2'34.227          | 34.969 | 48.160 | 1'11.098 | 137.545 |
| 2.  | 5'12.150     |                   |        |        |          |         |
|     |              | <b>B 2'32.446</b> | 34.992 | 47.584 | 1'09.870 | 132.418 |
| 3.  | 7'44.596     |                   |        |        |          |         |
|     |              | 2'35.130          | 34.355 | 47.690 | 1'13.085 | 143.046 |
| 4.  | 10'19.726    |                   |        |        |          |         |
|     |              | 2'38.904          | 35.022 | 50.130 | 1'13.752 | 141.788 |
| 5.  | 12'58.630    |                   |        |        |          |         |
|     |              | 2'39.355          | 35.165 | 49.708 | 1'14.482 | 145.083 |
| 6.  | 15'37.985    |                   |        |        |          |         |
|     |              | 2'39.569          | 35.604 | 49.603 | 1'14.362 | 140.424 |
| 7.  | 18'17.554    |                   |        |        |          |         |
|     |              | 2'39.579          | 35.367 | 49.931 | 1'14.281 | 136.278 |
| 8.  | 20'57.133    |                   |        |        |          |         |
|     |              | 2'39.974          | 35.345 | 49.620 | 1'15.009 | 145.966 |
| 9.  | 23'37.107    |                   |        |        |          |         |
|     |              | 2'39.753          | 35.519 | 49.312 | 1'14.922 | 145.103 |
| 10. | 26'16.860    |                   |        |        |          |         |
|     |              | 2'40.479          | 35.737 | 49.462 | 1'15.280 | 144.308 |
| 11. | 28'57.339    |                   |        |        |          |         |



2017 ALL JAPAN EV-GP SERIES Rd.3

2017 / 6 / 25 :




### 個別ラップ表

Fuji Speedway(4,563m)

|      |                           |                  |                  |                     |
|------|---------------------------|------------------|------------------|---------------------|
| No   | <b>6</b>                  | Best Time        | <b>2'37.795</b>  | <b>104.102</b> km/h |
| Name | <b>大野 博美</b>              | Total Time       | <b>26'38.858</b> | <b>10</b> Laps      |
| Team | <b>千葉県自動車大学校ノトe-POWER</b> | Average Lap Time | <b>2'39.652</b>  |                     |
| Type |                           | Today's Rank     | <b>3 / 3</b>     |                     |
|      |                           | Today's Top Time | <b>2'33.237</b>  | <b>107.199</b> km/h |

| Lap | Passing Time | Lap Time          | Sec1   | Sec2   | Sec3     | km/h    |
|-----|--------------|-------------------|--------|--------|----------|---------|
|     |              |                   | 38.538 | 50.274 | 1'13.177 | 123.372 |
| 1.  | 2'41.989     |                   |        |        |          |         |
|     |              | 2'37.830          | 35.081 | 50.444 | 1'12.305 | 145.337 |
| 2.  | 5'19.819     |                   |        |        |          |         |
|     |              | <b>B 2'37.795</b> | 35.355 | 49.831 | 1'12.609 | 130.735 |
| 3.  | 7'57.614     |                   |        |        |          |         |
|     |              | 2'38.540          | 34.988 | 49.874 | 1'13.678 | 146.262 |
| 4.  | 10'36.154    |                   |        |        |          |         |
|     |              | 2'39.047          | 34.869 | 50.482 | 1'13.696 | 146.799 |
| 5.  | 13'15.201    |                   |        |        |          |         |
|     |              | 2'39.347          | 35.639 | 50.149 | 1'13.559 | 145.533 |
| 6.  | 15'54.548    |                   |        |        |          |         |
|     |              | 2'38.005          | 35.028 | 49.759 | 1'13.218 | 145.200 |
| 7.  | 18'32.553    |                   |        |        |          |         |
|     |              | 2'39.599          | 35.070 | 50.835 | 1'13.694 | 146.421 |
| 8.  | 21'12.152    |                   |        |        |          |         |
|     |              | 2'42.399          | 35.566 | 51.323 | 1'15.510 | 146.302 |
| 9.  | 23'54.551    |                   |        |        |          |         |
|     |              | 2'44.307          | 36.776 | 50.859 | 1'16.672 | 138.090 |
| 10. | 26'38.858    |                   |        |        |          |         |



2017 ALL JAPAN EV-GP SERIES Rd.3

2017 / 6 / 25 :




### 個別ラップ表

Fuji Speedway(4,563m)

|      |                         |                  |                  |                     |
|------|-------------------------|------------------|------------------|---------------------|
| No   | 17                      | Best Time        | <b>2'34.023</b>  | <b>106.652</b> km/h |
| Name | 石井 昌道                   | Total Time       | <b>28'58.254</b> | 11 Laps             |
| Team | Tokyo Next Speed i3 REX | Average Lap Time | <b>2'38.793</b>  |                     |
| Type |                         | Today's Rank     | <b>2 / 3</b>     |                     |
|      |                         | Today's Top Time | <b>2'33.237</b>  | <b>107.199</b> km/h |

| Lap | Passing Time | Lap Time          | Sec1   | Sec2   | Sec3     | km/h    |
|-----|--------------|-------------------|--------|--------|----------|---------|
|     |              |                   | 34.155 |        |          | 135.474 |
| 1.  | 2'30.318     |                   | 34.432 |        |          | 144.250 |
| 2.  | 5'07.188     | 2'36.870          | 34.101 |        |          | 143.312 |
| 3.  | 7'41.211     | <b>B 2'34.023</b> | 35.905 |        |          | 140.772 |
| 4.  | 10'21.164    | 2'39.953          | 36.681 |        |          | 126.036 |
| 5.  | 13'01.112    | 2'39.948          | 35.493 |        |          | 145.161 |
| 6.  | 15'39.318    | 2'38.206          | 35.724 |        |          | 145.572 |
| 7.  | 18'18.586    | 2'39.268          | 35.471 |        |          | 147.844 |
| 8.  | 20'58.880    | 2'39.209          | 35.679 |        |          | 140.351 |
| 9.  | 23'38.089    | 2'39.892          | 35.586 |        |          | 142.068 |
| 10. | 26'17.981    | 2'39.892          | 36.195 | 49.325 | 1'14.753 |         |
| 11. | 28'58.254    | 2'40.273          |        |        |          |         |



2017 ALL JAPAN EV-GP SERIES Rd.3

2017 / 6 / 25 :




### 個別ラップ表

Fuji Speedway(4,563m)

|      |                |                  |           |              |
|------|----------------|------------------|-----------|--------------|
| No   | 35             | Best Time        | 2'33.237  | 107.199 km/h |
| Name | 折戸 聡           | Total Time       | 28'41.378 | 11 Laps      |
| Team | ePR NOTE NISMO | Average Lap Time | 2'36.662  |              |
| Type |                | Today's Rank     | 1 / 3     |              |
|      |                | Today's Top Time | 2'33.237  | 107.199 km/h |

| Lap | Passing Time | Lap Time          | Sec1   | Sec2   | Sec3     | km/h    |
|-----|--------------|-------------------|--------|--------|----------|---------|
|     |              |                   | 37.121 | 46.734 | 1'10.898 | 117.724 |
| 1.  | 2'34.753     |                   |        |        |          |         |
|     |              | 2'36.455          | 35.859 | 48.760 | 1'11.836 | 136.295 |
| 2.  | 5'11.208     |                   |        |        |          |         |
|     |              | <b>B 2'33.237</b> | 34.770 | 46.937 | 1'11.530 | 144.675 |
| 3.  | 7'44.445     |                   |        |        |          |         |
|     |              | 2'37.217          | 35.790 | 47.762 | 1'13.665 | 144.559 |
| 4.  | 10'21.662    |                   |        |        |          |         |
|     |              | 2'38.117          | 35.602 | 48.345 | 1'14.170 | 141.863 |
| 5.  | 12'59.779    |                   |        |        |          |         |
|     |              | 2'36.486          | 34.861 | 48.565 | 1'13.060 | 143.923 |
| 6.  | 15'36.265    |                   |        |        |          |         |
|     |              | 2'36.070          | 35.314 | 47.558 | 1'13.198 | 139.824 |
| 7.  | 18'12.335    |                   |        |        |          |         |
|     |              | 2'36.073          | 35.492 | 47.695 | 1'12.886 | 140.900 |
| 8.  | 20'48.408    |                   |        |        |          |         |
|     |              | 2'36.611          | 35.660 | 48.241 | 1'12.710 | 137.195 |
| 9.  | 23'25.019    |                   |        |        |          |         |
|     |              | 2'37.705          | 35.936 | 48.389 | 1'13.380 | 140.314 |
| 10. | 26'02.724    |                   |        |        |          |         |
|     |              | 2'38.654          | 36.149 | 48.187 | 1'14.318 | 138.072 |
| 11. | 28'41.378    |                   |        |        |          |         |



2017 ALL JAPAN EV-GP SERIES Rd.3

2017 / 6 / 25 :




### 個別ラップ表

Fuji Speedway(4,563m)

|      |            |                  |                  |                     |
|------|------------|------------------|------------------|---------------------|
| No   | 7          | Best Time        | <b>2'42.623</b>  | <b>101.012</b> km/h |
| Name | 内藤 宏章      | Total Time       | <b>28'24.800</b> | <b>10</b> Laps      |
| Team | i-MiEV 2号機 | Average Lap Time | <b>2'49.480</b>  |                     |
| Type |            | Today's Rank     | <b>1 / 2</b>     |                     |
|      |            | Today's Top Time | <b>2'42.623</b>  | <b>101.012</b> km/h |

| Lap | Passing Time | Lap Time          | Sec1   | Sec2   | Sec3     | km/h    |
|-----|--------------|-------------------|--------|--------|----------|---------|
|     |              |                   | 47.671 | 54.755 | 1'17.050 | 89.649  |
| 1.  | 2'59.476     |                   |        |        |          |         |
| 2.  | 5'46.841     | 2'47.365          | 37.634 | 53.293 | 1'16.438 | 139.050 |
| 3.  | 8'32.047     | 2'45.206          | 37.351 | 51.989 | 1'15.866 | 134.462 |
| 4.  | 11'16.525    | 2'44.478          | 37.092 | 51.487 | 1'15.899 | 140.717 |
| 5.  | 13'59.148    | <b>B 2'42.623</b> | 36.827 | 50.391 | 1'15.405 | 135.321 |
| 6.  | 16'42.568    | 2'43.420          | 36.871 | 50.889 | 1'15.660 | 134.865 |
| 7.  | 19'34.878    | 2'52.310          | 36.820 | 54.684 | 1'20.806 | 134.613 |
| 8.  | 22'33.114    | 2'58.236          | 40.279 | 56.425 | 1'21.532 | 112.126 |
| 9.  | 25'20.593    | 2'47.479          | 38.537 | 52.329 | 1'16.613 | 135.101 |
| 10. | 28'24.800    | 3'04.207          | 39.390 | 57.162 | 1'27.655 | 119.774 |





2017 ALL JAPAN EV-GP SERIES Rd.3

2017 / 6 / 25 :




### 個別ラップ表

Fuji Speedway(4,563m)

|      |                      |                  |           |              |
|------|----------------------|------------------|-----------|--------------|
| No   | 19                   | Best Time        | 2'53.691  | 94.575 km/h  |
| Name | 藤田 広一                | Total Time       | 27'34.163 | 9 Laps       |
| Team | チーム京浜蓄電池工業i-MiEVアゲイン | Average Lap Time | 3'03.804  |              |
| Type |                      | Today's Rank     | 2 / 2     |              |
|      |                      | Today's Top Time | 2'42.623  | 101.012 km/h |

| Lap | Passing Time | Lap Time          | Sec1 | Sec2 | Sec3 | km/h |
|-----|--------------|-------------------|------|------|------|------|
| 1.  | 3'03.728     |                   |      |      |      |      |
| 2.  | 5'59.121     | 2'55.393          |      |      |      |      |
| 3.  | 8'52.812     | <b>B 2'53.691</b> |      |      |      |      |
| 4.  | 11'52.174    | 2'59.362          |      |      |      |      |
| 5.  | 15'07.173    | 3'14.999          |      |      |      |      |
| 6.  | 18'13.915    | 3'06.742          |      |      |      |      |
| 7.  | 21'13.794    | 2'59.879          |      |      |      |      |
| 8.  | 24'28.926    | 3'15.132          |      |      |      |      |
| 9.  | 27'34.163    | 3'05.237          |      |      |      |      |



2017 ALL JAPAN EV-GP SERIES Rd.3

2017 / 6 / 25 :




### 個別ラップ表

Fuji Speedway(4,563m)

|      |                   |                  |           |              |
|------|-------------------|------------------|-----------|--------------|
| No   | 23                | Best Time        | 2'31.731  | 108.263 km/h |
| Name | 田中 耕介             | Total Time       | 29'03.950 | 11 Laps      |
| Team | NERC 初代 LEAF シルバー | Average Lap Time | 2'38.154  |              |
| Type |                   | Today's Rank     | 1 / 1     |              |
|      |                   | Today's Top Time | 2'31.731  | 108.263 km/h |

| Lap | Passing Time | Lap Time          | Sec1   | Sec2   | Sec3     | km/h    |
|-----|--------------|-------------------|--------|--------|----------|---------|
|     |              |                   | 39.880 | 50.254 | 1'12.271 | 107.817 |
| 1.  | 2'42.405     |                   |        |        |          |         |
| 2.  | 5'15.301     | 2'32.896          | 35.269 | 48.205 | 1'09.422 | 141.825 |
| 3.  | 7'48.065     | 2'32.764          | 35.445 | 47.364 | 1'09.955 | 119.641 |
| 4.  | 10'20.615    | 2'32.550          | 35.264 | 47.356 | 1'09.930 | 118.616 |
| 5.  | 12'54.860    | 2'34.245          | 35.179 | 48.289 | 1'10.777 | 135.220 |
| 6.  | 15'26.591    | <b>B 2'31.731</b> | 34.630 | 46.988 | 1'10.113 | 129.714 |
| 7.  | 18'00.694    | 2'34.103          | 33.691 | 47.354 | 1'13.058 | 138.853 |
| 8.  | 20'43.645    | 2'42.951          | 39.331 | 49.295 | 1'14.325 | 102.273 |
| 9.  | 23'30.637    | 2'46.992          | 40.344 | 50.637 | 1'16.011 | 101.599 |
| 10. | 26'08.443    | 2'37.806          | 35.936 | 50.168 | 1'11.702 | 127.614 |
| 11. | 29'03.950    | 2'55.507          | 35.989 | 51.249 | 1'28.269 | 126.567 |



2017 ALL JAPAN EV-GP SERIES Rd.3

2017 / 6 / 25 :




### 個別ラップ表

Fuji Speedway(4,563m)

|      |                |                  |                  |                     |
|------|----------------|------------------|------------------|---------------------|
| No   | 28             | Best Time        | <b>2'24.204</b>  | <b>113.914</b> km/h |
| Name | 飯倉 雅彦          | Total Time       | <b>26'56.262</b> | 11 Laps             |
| Team | ウエルマー☆ヒルス☆ミラEV | Average Lap Time | <b>2'25.960</b>  |                     |
| Type |                | Today's Rank     | <b>1 / 2</b>     |                     |
|      |                | Today's Top Time | <b>2'24.204</b>  | <b>113.914</b> km/h |

| Lap | Passing Time | Lap Time          | Sec1   | Sec2   | Sec3     | km/h    |
|-----|--------------|-------------------|--------|--------|----------|---------|
|     |              |                   | 37.624 | 48.751 | 1'10.282 | 115.533 |
| 1.  | 2'36.657     |                   |        |        |          |         |
| 2.  | 5'05.879     | 2'29.222          | 31.961 | 47.103 | 1'10.158 | 151.155 |
| 3.  | 7'30.424     | 2'24.545          | 31.074 | 45.007 | 1'08.464 | 164.936 |
| 4.  | 9'56.076     | 2'25.652          | 31.785 | 45.773 | 1'08.094 | 164.409 |
| 5.  | 12'21.238    | 2'25.162          | 31.579 | 45.916 | 1'07.667 | 159.316 |
| 6.  | 14'47.078    | 2'25.840          | 31.317 | 46.198 | 1'08.325 | 173.271 |
| 7.  | 17'11.282    | <b>B 2'24.204</b> | 31.268 | 45.594 | 1'07.342 | 168.513 |
| 8.  | 19'39.315    | 2'28.033          | 31.620 | 47.021 | 1'09.392 | 166.641 |
| 9.  | 22'05.462    | 2'26.147          | 31.970 | 46.155 | 1'08.022 | 150.334 |
| 10. | 24'30.917    | 2'25.455          | 31.309 | 45.601 | 1'08.545 | 172.057 |
| 11. | 26'56.262    | 2'25.345          | 31.232 | 46.029 | 1'08.084 | 170.401 |



2017 ALL JAPAN EV-GP SERIES Rd.3

2017 / 6 / 25 :




### 個別ラップ表

Fuji Speedway(4,563m)

|      |                  |                  |                  |              |
|------|------------------|------------------|------------------|--------------|
| No   | 39               | Best Time        | <b>2'27.203</b>  | 111.593 km/h |
| Name | 金沢 秀好            | Total Time       | <b>29'16.212</b> | 11 Laps      |
| Team | ウエルマー☆ヒルス☆FT86EV | Average Lap Time | <b>2'40.890</b>  |              |
| Type |                  | Today's Rank     | <b>2 / 2</b>     |              |
|      |                  | Today's Top Time | <b>2'24.204</b>  | 113.914 km/h |

| Lap | Passing Time | Lap Time          | Sec1   | Sec2   | Sec3     | km/h    |
|-----|--------------|-------------------|--------|--------|----------|---------|
|     |              |                   | 33.693 | 44.599 | 1'09.015 | 121.882 |
| 1.  | 2'27.307     |                   |        |        |          |         |
|     |              | 2'38.726          | 37.820 | 49.587 | 1'11.319 | 120.778 |
| 2.  | 5'06.033     |                   |        |        |          |         |
|     |              | 2'29.771          | 32.702 | 46.813 | 1'10.256 | 145.200 |
| 3.  | 7'35.804     |                   |        |        |          |         |
|     |              | <b>B 2'27.203</b> | 32.184 | 45.762 | 1'09.257 | 150.230 |
| 4.  | 10'03.007    |                   |        |        |          |         |
|     |              | 2'32.936          | 31.669 | 45.750 | 1'15.517 | 155.351 |
| 5.  | 12'35.943    |                   |        |        |          |         |
|     |              | 2'49.609          | 35.967 | 44.414 | 1'29.228 | 148.229 |
| 6.  | 15'25.552    |                   |        |        |          |         |
|     |              | 2'40.622          | 35.663 | 45.708 | 1'19.251 | 136.692 |
| 7.  | 18'06.174    |                   |        |        |          |         |
|     |              | 2'56.165          | 38.884 | 46.910 | 1'30.371 | 144.559 |
| 8.  | 21'02.339    |                   |        |        |          |         |
|     |              | 2'53.294          | 34.556 | 50.669 | 1'28.069 | 140.974 |
| 9.  | 23'55.633    |                   |        |        |          |         |
|     |              | 2'39.878          | 36.380 | 48.952 | 1'14.546 | 152.607 |
| 10. | 26'35.511    |                   |        |        |          |         |
|     |              | 2'40.701          | 34.410 | 45.712 | 1'20.579 | 144.289 |
| 11. | 29'16.212    |                   |        |        |          |         |



2017 ALL JAPAN EV-GP SERIES Rd.3

2017 / 6 / 25 :




### 個別ラップ表

Fuji Speedway(4,563m)

|      |               |                  |                  |                     |
|------|---------------|------------------|------------------|---------------------|
| No   | <b>58</b>     | Best Time        | <b>2'22.779</b>  | <b>115.051</b> km/h |
| Name | 桂 伸一          | Total Time       | <b>26'56.070</b> | 11 Laps             |
| Team | テスラ・モデルS P85D | Average Lap Time | <b>2'26.872</b>  |                     |
| Type |               | Today's Rank     | <b>1 / 1</b>     |                     |
|      |               | Today's Top Time | <b>2'22.779</b>  | <b>115.051</b> km/h |

| Lap | Passing Time | Lap Time          | Sec1   | Sec2   | Sec3     | km/h    |
|-----|--------------|-------------------|--------|--------|----------|---------|
|     |              |                   | 34.413 | 45.038 | 1'07.891 | 114.565 |
| 1.  | 2'27.342     |                   |        |        |          |         |
| 2.  | 5'03.847     | 2'36.505          | 37.529 | 49.449 | 1'09.527 | 126.316 |
| 3.  | 7'32.958     | 2'29.111          | 34.341 | 46.970 | 1'07.800 | 136.502 |
| 4.  | 10'00.385    | 2'27.427          | 34.486 | 45.563 | 1'07.378 | 141.547 |
| 5.  | 12'26.650    | 2'26.265          | 33.315 | 45.125 | 1'07.825 | 148.678 |
| 6.  | 14'56.861    | 2'30.211          | 35.092 | 47.576 | 1'07.543 | 133.680 |
| 7.  | 17'23.190    | 2'26.329          | 34.021 | 46.573 | 1'05.735 | 133.531 |
| 8.  | 19'46.042    | 2'22.852          | 32.061 | 46.037 | 1'04.754 | 149.750 |
| 9.  | 22'09.526    | 2'23.484          | 31.957 | 45.035 | 1'06.492 | 146.143 |
| 10. | 24'32.305    | <b>B 2'22.779</b> | 30.398 | 45.490 | 1'06.891 | 164.434 |
| 11. | 26'56.070    | 2'23.765          | 31.164 | 46.431 | 1'06.170 | 161.026 |



2017 ALL JAPAN EV-GP SERIES Rd.3

2017 / 6 / 25 :



### 個別ラップ表

Fuji Speedway(4,563m)

|      |                      |                  |                  |                     |
|------|----------------------|------------------|------------------|---------------------|
| No   | 72                   | Best Time        | <b>2'32.128</b>  | <b>107.980</b> km/h |
| Name | 金井 亮忠                | Total Time       | <b>28'08.841</b> | 11 Laps             |
| Team | チームNATS・日本自動車大学校・ミライ | Average Lap Time | <b>2'33.336</b>  |                     |
| Type |                      | Today's Rank     | <b>1 / 1</b>     |                     |
|      |                      | Today's Top Time | <b>2'32.128</b>  | <b>107.980</b> km/h |

| Lap | Passing Time | Lap Time          | Sec1   | Sec2   | Sec3     | km/h    |
|-----|--------------|-------------------|--------|--------|----------|---------|
|     |              |                   | 36.636 | 47.296 | 1'11.549 | 116.668 |
| 1.  | 2'35.481     |                   |        |        |          |         |
|     |              | 2'34.160          | 35.083 | 47.825 | 1'11.252 | 148.311 |
| 2.  | 5'09.641     |                   |        |        |          |         |
|     |              | 2'32.508          | 34.415 | 46.714 | 1'11.379 | 152.975 |
| 3.  | 7'42.149     |                   |        |        |          |         |
|     |              | <b>B 2'32.128</b> | 34.325 | 46.551 | 1'11.252 | 153.956 |
| 4.  | 10'14.277    |                   |        |        |          |         |
|     |              | 2'32.956          | 34.034 | 47.006 | 1'11.916 | 154.044 |
| 5.  | 12'47.233    |                   |        |        |          |         |
|     |              | 2'33.321          | 34.143 | 46.616 | 1'12.562 | 152.888 |
| 6.  | 15'20.554    |                   |        |        |          |         |
|     |              | 2'32.340          | 34.094 | 46.819 | 1'11.427 | 153.170 |
| 7.  | 17'52.894    |                   |        |        |          |         |
|     |              | 2'32.912          | 34.174 | 47.131 | 1'11.607 | 152.048 |
| 8.  | 20'25.806    |                   |        |        |          |         |
|     |              | 2'33.040          | 34.244 | 46.747 | 1'12.049 | 151.303 |
| 9.  | 22'58.846    |                   |        |        |          |         |
|     |              | 2'33.836          | 34.447 | 47.448 | 1'11.941 | 151.345 |
| 10. | 25'32.682    |                   |        |        |          |         |
|     |              | 2'36.159          | 34.607 | 47.906 | 1'13.646 | 148.250 |
| 11. | 28'08.841    |                   |        |        |          |         |